



SINKANG INDUSTRIES CO., LTD.

Stock code:2032

# **2025 Investor Conference**

**2025.8.1**

## Disclaimer

The forward-looking statements contained in this presentation are subject to risks and uncertainties and actual results may differ materially from those expressed or implied in these forward-looking statements.

Sinkang Industries Co., Ltd. makes no representation or warranty as to the accuracy or completeness of these forward-looking statements and nor does Sinkang Industries Co. Ltd. undertake any obligation to update any forward-looking statements, whether as a result of new information or future events.

# Contents

1. Company Profile
2. Industry Overview
3. Financial Results
4. Communication Time



SINKANG INDUSTRIES CO., LTD.

# Company Profile

# Company Profile

Date of establishment	1971.07.10
Date of listing	2000.09.11
Capital (Number of shares received)	NTD1.3 Billion (130,521,545 shares)
Number of employees	About 170
Chairman	Tsai, Zheng Ting
General manager	Cheng, Chu Si
Main business	Processing and sales of stainless steel materials
Location	NO.8 Dah An Road, Xinzhuang District, New Taipei City, Taiwan, R.O.C.

# Human Resources

Average age of employees :47

## The rate of employees age:

20↓	0%
21-39	19%
40-59	65%
60↑	16%



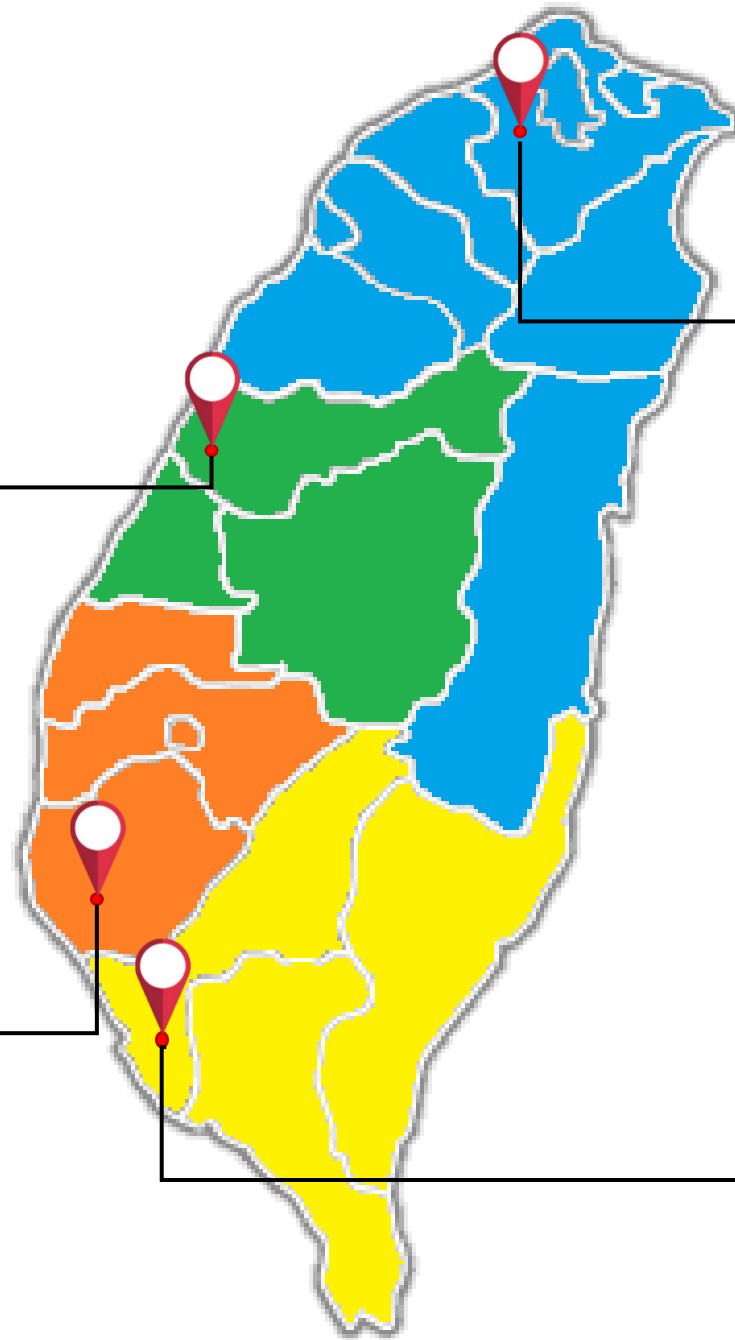
## Operating Offices

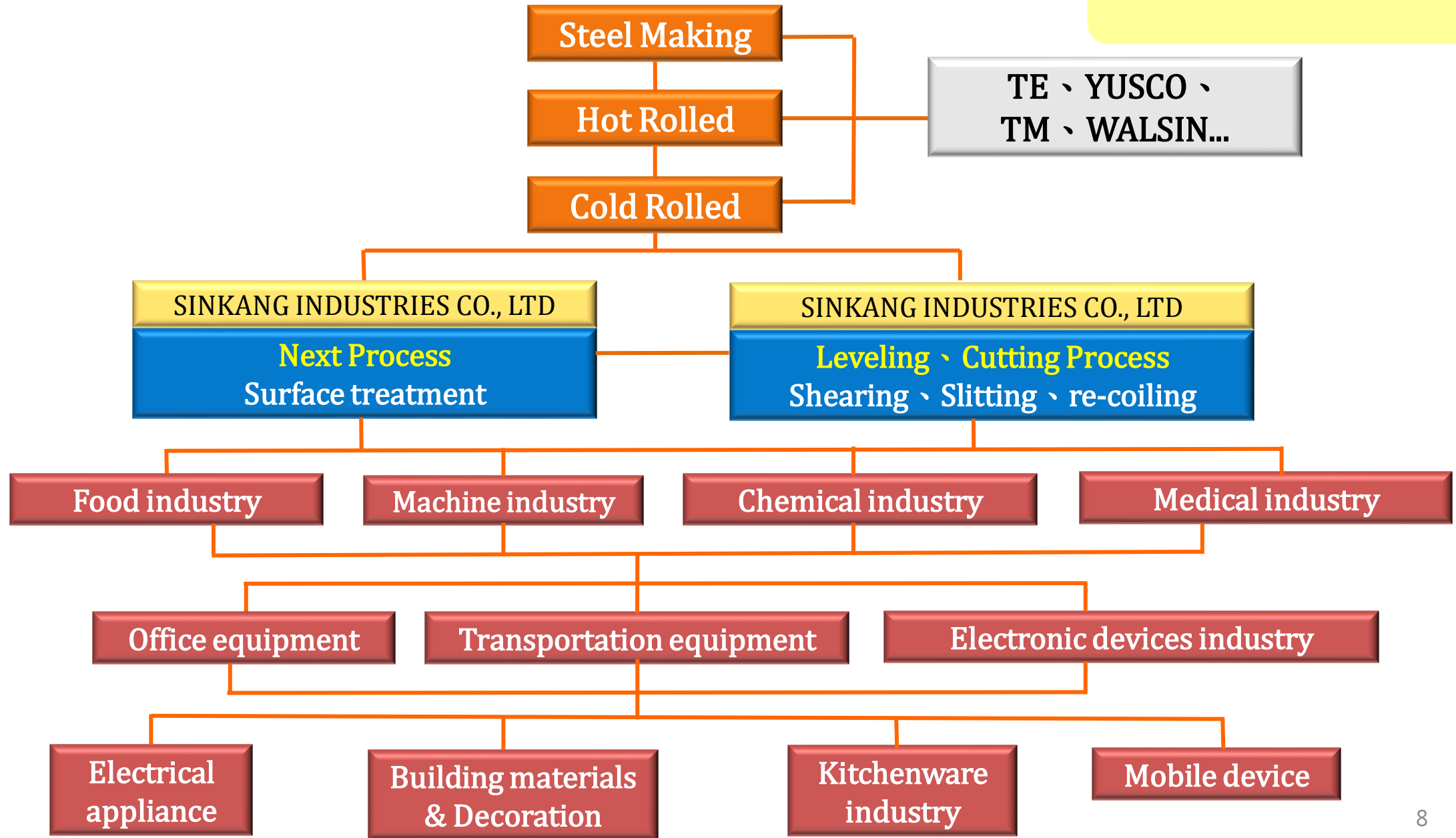
Taipei Operations Headquarters  
(Xinzhuang Factory )  
Business line : (02)22020172

Taichung Office  
Business line : (04)23357606

Tainan Office  
Business line: (06)2542452-3

Kaohsiung Office  
Business line : (07)3724707-8







Name of Equipment	Thickness (mm)	Width (mm)	Length (mm)	Quantity
<b>Leveling &amp; Shearing Line machines</b>	0.3~3.0	50~1560	100~6100	6
<b>Coil Polishing Line Machine</b>	0.4~3.0	500~1570		2
<b>Sheet Polishing Line Machine</b>	0.6~3.0	700~1570	1220~5000	2
<b>Slitting Line Machines</b>	0.3~6.0	16~1570		3
<b>Re-coiling Line Machine</b>	0.3~0.8	550~1250		1
<b>Shearing Machines</b>	0.3~6.0	Max.4050		7
<b>PVC Coating Machine</b>	0.3~3.0	1570↓	4000↓	2









# Xinzhuang Plant



**Cutting Process**  
Shearing 、 Slitting 、  
re-coiling

**5'Leveling and Shearing  
Line Machine**

T: 0.3mm - 3mm  
W: 400mm - 1590mm  
L: 400mm - 6250mm





# Xinzhuang Plant



**Cutting Process**  
Shearing 、 Slitting 、  
re-coiling

**4' Leveling and Shearing  
Line Machine**

T: 0.3mm - 2mm  
W: 400mm - 1300mm  
L: 350mm - 4300mm



# Xinzhuang Plant



**Cutting Process**  
Shearing、Slitting、  
re-coiling

**10'Hydraulic Shear  
Machine**  
T: 0.3mm -3mm  
L: < 3050mm  
W:85mm-1250mm











# Tayuan Plant



Next Process  
Surface treatment

5'Oil Method Coil Polishing  
Line Machine  
T: 0.4mm - 3mm  
W: 500mm - 1570mm



Hair Line Finish



No.4 Finish

# Tayuan Plant



**Cutting Process**  
Shearing 、 Slitting 、  
re-coiling

**5' Slitting Line Machine**  
T: 0.3mm - 3mm  
W: 400mm - 1570mm



# Tayuan Plant



**Cutting Process**  
Shearing、Slitting、  
re-coiling

**5'Leveling and Shearing  
Line Machine**

T: 0.3mm - 3mm

W: 500mm - 1600mm

L: 400mm - 6100mm

# Industry Overview






















# Market Overview

Figure1. TIER Business Composite Index



# Industry Overview

Manufacturing industry monitoring indicators 2024.12~2025.6











































Sector	Category	2024	2025					
		Dec.	Jan.	Feb.	Mar.	Apr.	May.	Jun.(f)
Metal and Machinery	Primary Metals							
	Metal Products							
	Machinery and Equipment							

【 Source: Taiwan Institute of Economic Research, published on July 31, 2025 】



# Industry Overview

Metal products industry monitoring indicators 2024.12~2025.6

Category	Dustry Group	2024	2025					
		Dec.	Jan.	Feb.	Mar.	Apr.	May.	Jun.(f)
Metal Products	Metal Household Appliances							
	Metal Hand Tools							
	Metal Structures and Building Components							
	Metal Containers							
	Other Metal Products							
	Metal Surface Treatment							

【 Source: Taiwan Institute of Economic Research, published on July 31, 2025 】

# Nickel Price Trend

## 鎳-現貨(LME Nickel Spot)

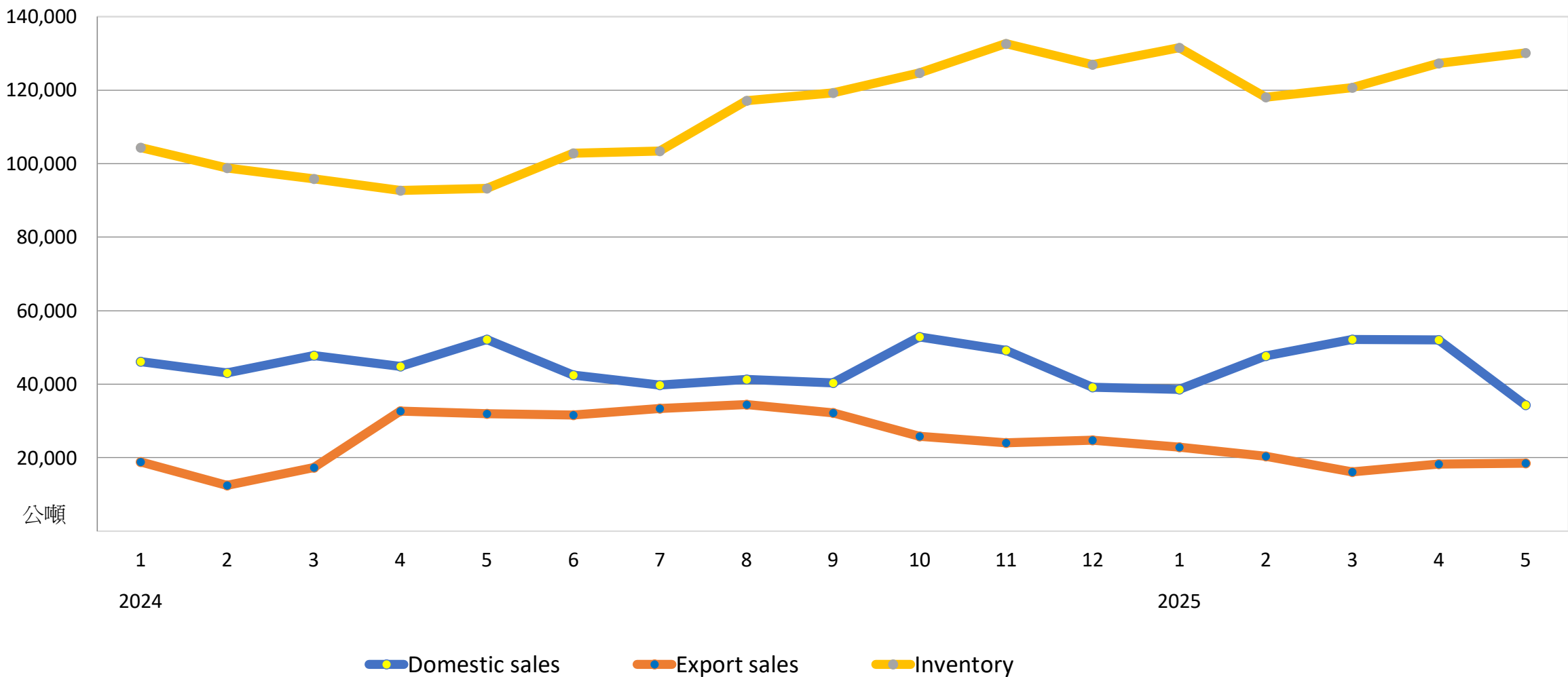
請選擇線圖種類 ▾ 請選擇資料時間長度 ▾ 底圖色彩：白色 | 灰色 | 藍色  
K線圖 ▾ 請選大圖指標 ▾ 成交量圖(VOLUME) ▾ 隨機指標(KD) ▾ 線圖長度：

20250409 收 13874.980000 -93.490000(-0.67%) 開 13810.000000 高 13874.980000 低 13800.000000



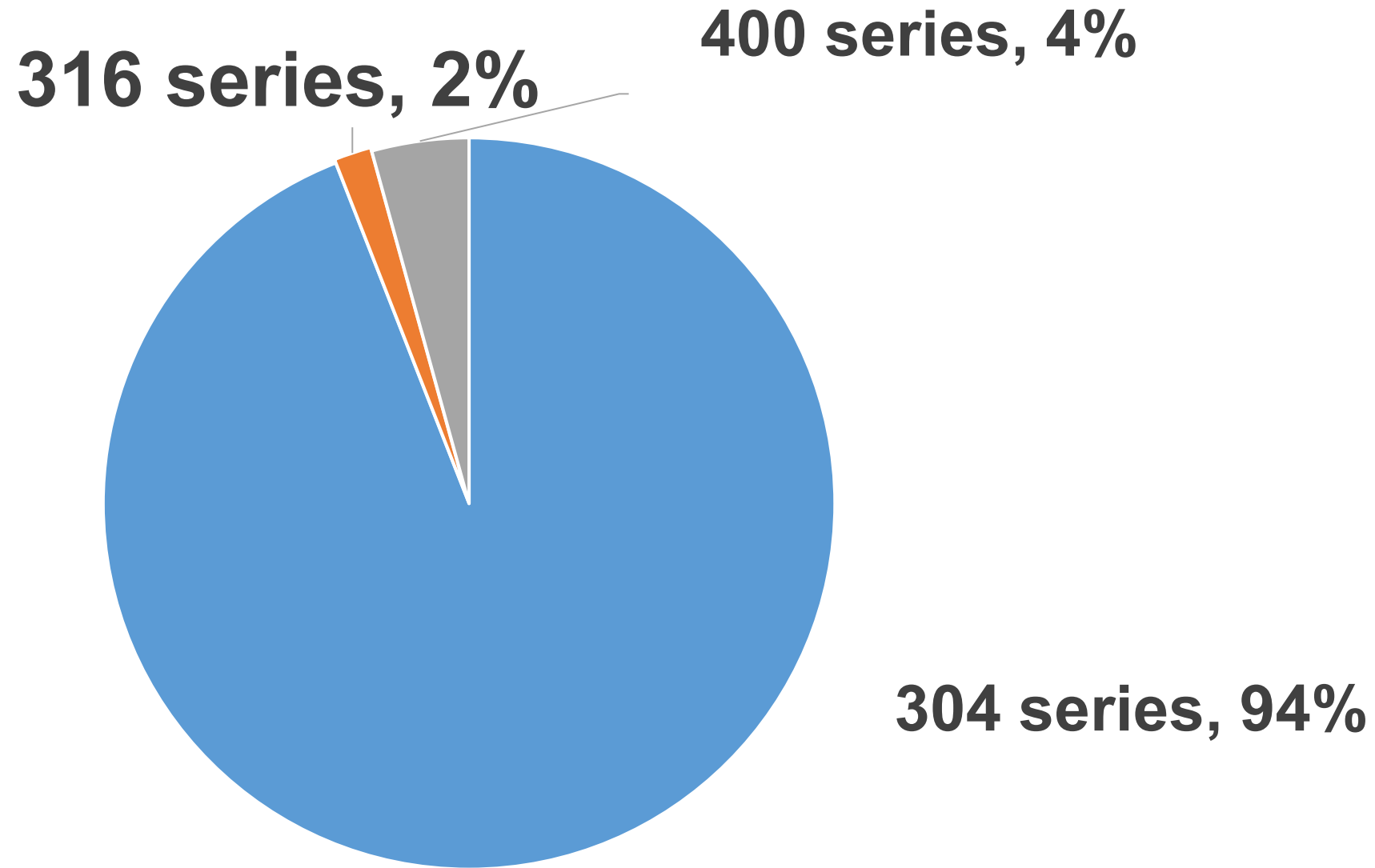


# Cold-rolled Stainless Steel

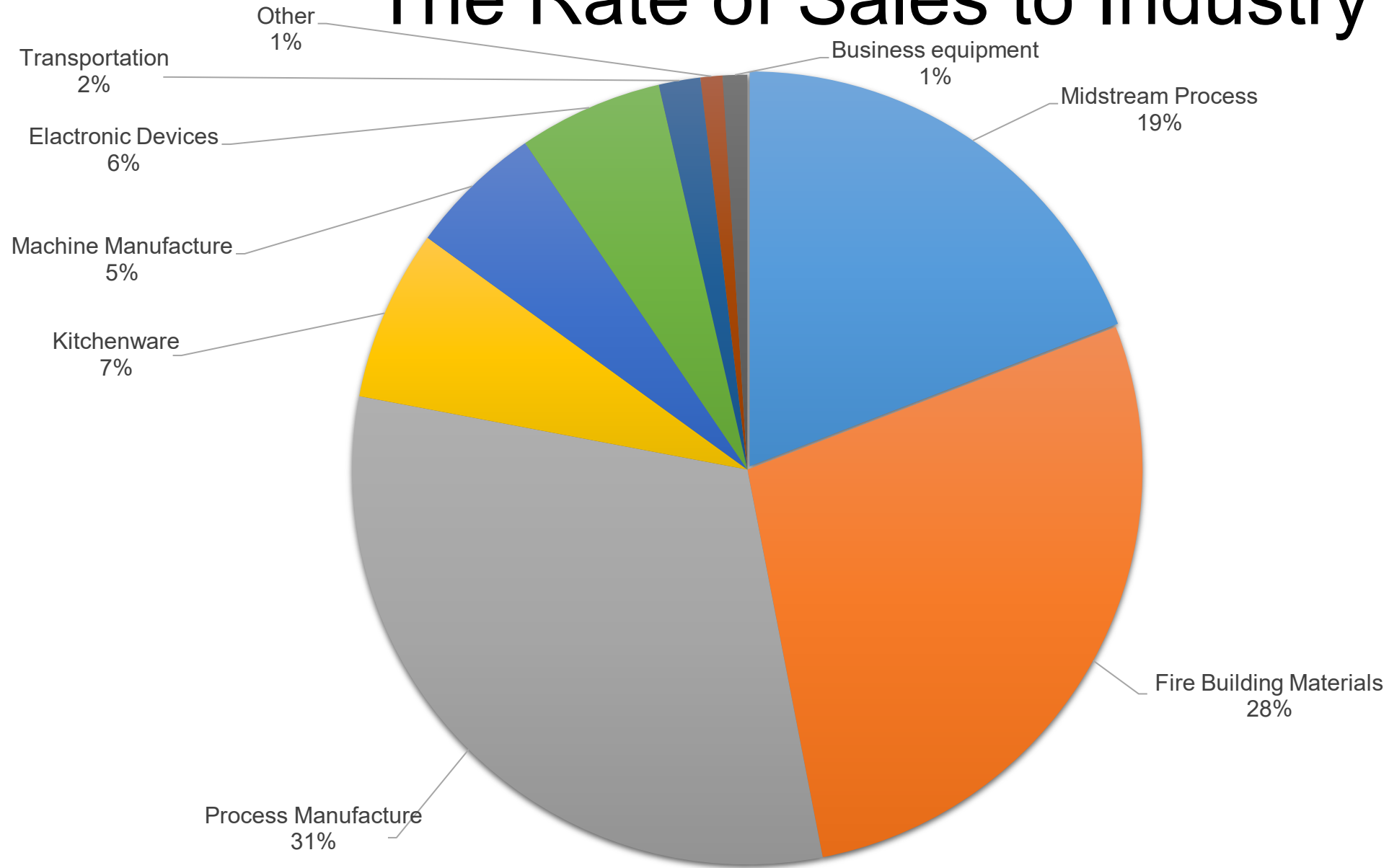


【Source : Ministry of Economic Affairs, R.O.C】

# Major Product



# The Rate of Sales to Industry




# Building Materials

Fire door



Elevator door



Wave board



Building appearance expansion  
network



# Process Manufacture

BBQ grill



Washing machine inner tank



# Kitchenware

refrigerator



sink



kitchen counter



# Machine Manufacture

ultrasonic cleaner



Ice machine



freezer



# Electronic Devices

dry cabinet



electrical box





# Others

waste bin



traffic mirror



Food storage bucket





SINKANG INDUSTRIES CO., LTD.

# Financial Results

# Statement of Comprehensive Income

In NT Thousand Dollars

	2025Q1		2024Q1	
	Amount	%	Amount	%
Net Revenues	768,086	100	666,893	100
Gross Profit	36,662	5	32,071	5
Operating Income	10,216	1	7,360	1
Profit Before Income Tax	26,393	3	18,691	3
Profit for the Period	24,733	3	16,689	3
Total Comprehensive Income for the Period	28,075	3	16,689	3

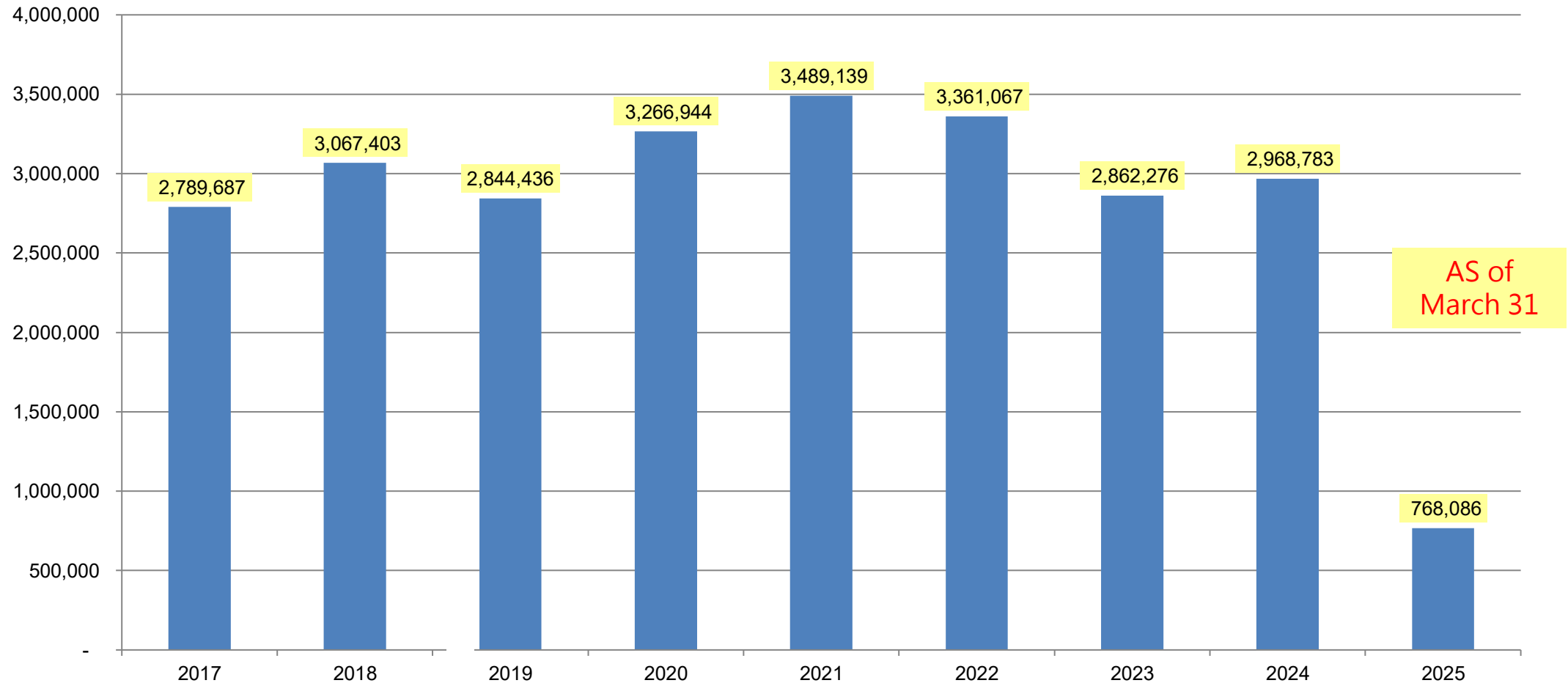
# Operation Performance Analysis

	114Q1	113Q1
Average collection turnover (times)	4.51	4.52
Average collection days(days)	81	80.67
Average inventory turnover (times)	6.06	9.21
Average inventory days(days)	60.24	39.65
Average payable turnover (times)	40.05	76.66
Property, plant and equipment turnover (times)	5.99	5.10
Total assets turnover (times)	1.46	1.39

# Profitability Analysis

	114Q1	113Q1
Return on total assets (%)	4.70	3.47
Return on equity (%)	5.83	3.99
Pre-tax profit to paid-in capital ratio (%)	8.09	5.73
Net profit ratio (%)	3.22	2.50
Earning per share (NT\$)	0.19	0.13

# Net Revenues Trend



# Take care of the employees



Hold AED & CPR teaching, provide employees with first aid knowledge and drills, and improve workplace security.

Promote health and Lohas lectures , with doctors and nurses on site instructing the three-high prevention, through smart eating, healthy exercise, and awareness-raising, maintain good health.



# Workplace Safety Certification



As a commitment to our corporate governance and sustainable business goals, and to enhance and ensure workplace safety and the physical and mental health of our employees, we have passed ISO45001:2018 the International Standard certification for Occupational Health and Safety Management Systems.



## Green energy -Solar energy

Cooperating the government's development of low-carbon renewable energy policies, the roof of Xinzhuang and Dayuan factory was leased to lay solar panels, and the electricity was sold back to the Taiwan Power Company. At present, the Xinzhuang plant is also laying solar panels.



Solar Panels on the Roof of Xinzhuang Factory



Solar Panels on the Roof of Dayuan Factory

THE  
END



